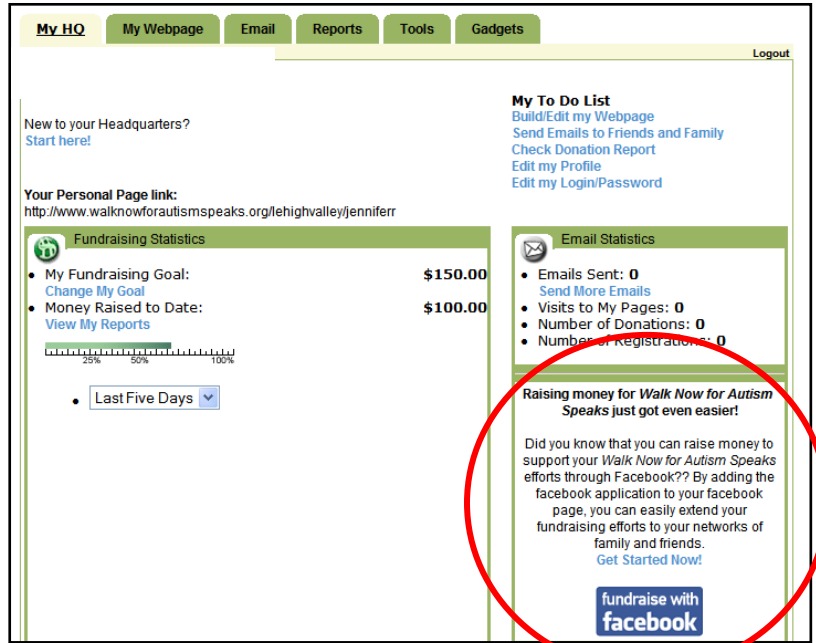


Start Fundraising on Facebook!

You can raise money for this year's *Walk Now for Autism Speaks*, through Facebook! By adding our application to your Facebook page, you can extend your fundraising efforts to your network of family and friends. [Fundraise with Facebook today!](#) Here's how you can add it with a few simple clicks.

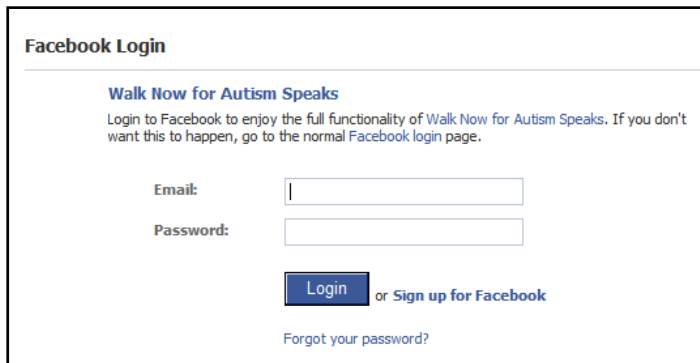
Step 1: Log in to your Walk webpage. Once you are logged in, you will see the below on your Headquarters page.
Click on Get Started Now!



The screenshot shows the user's dashboard with several sections:

- My To Do List:** Build/Edit my Webpage, Send Emails to Friends and Family, Check Donation Report, Edit my Profile, Edit my Login/Password.
- Your Personal Page link:** <http://www.walknowforautismspeaks.org/lehighvalley/jenniferr>
- Fundraising Statistics:** My Fundraising Goal: \$150.00, Money Raised to Date: \$100.00. Includes a progress bar and a dropdown menu for 'Last Five Days'.
- Email Statistics:** Emails Sent: 0, Visits to My Pages: 0, Number of Donations: 0, Number of Registrations: 0.
- Raising money for Walk Now for Autism Speaks just got even easier!** (circled in red): Did you know that you can raise money to support your Walk Now for Autism Speaks efforts through Facebook?? By adding the facebook application to your facebook page, you can easily extend your fundraising efforts to your networks of family and friends. [Get Started Now!](#) **fundraise with facebook**

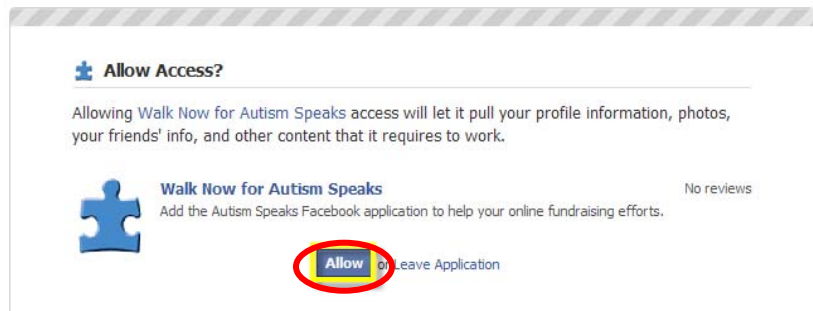
Step 2: Once you **click on Get Started Now!**, it will ask you to log in to your Facebook Page.



The Facebook Login page contains the following elements:

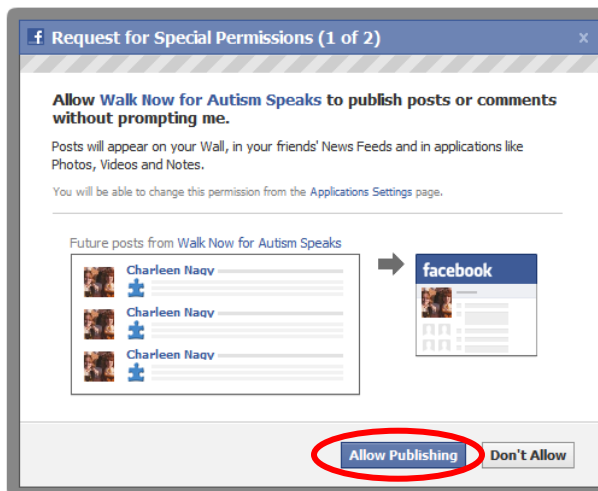
- Facebook Login** header.
- Walk Now for Autism Speaks** sub-header.
- Text: Login to Facebook to enjoy the full functionality of Walk Now for Autism Speaks. If you don't want this to happen, go to the normal Facebook login page.
- Form fields for **Email:** and **Password:**.
- Login** button and **Sign up for Facebook** link.
- [Forgot your password?](#) link.

Step 3: Click **Allow** on Allow Access? Page



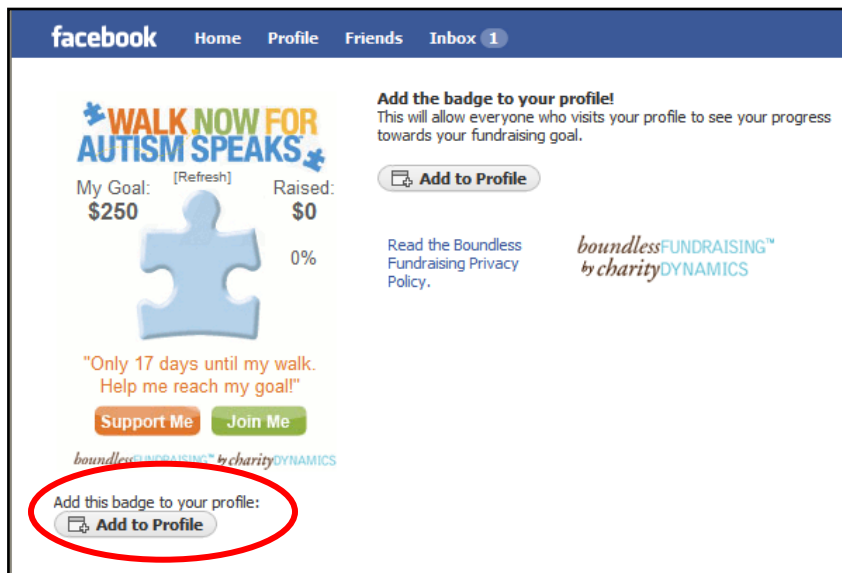
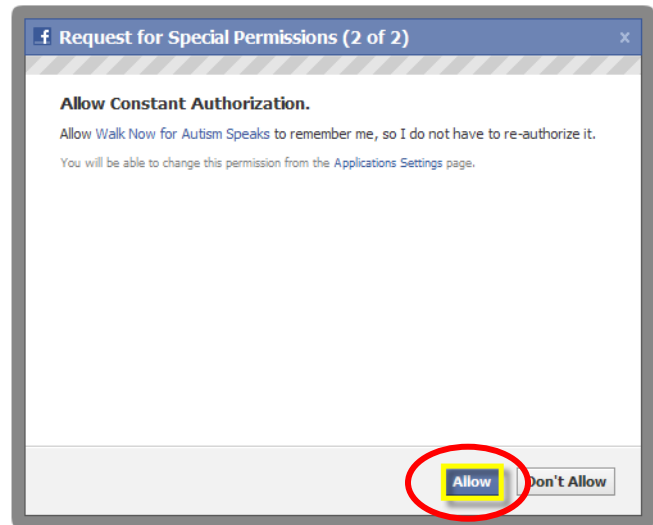
The 'Allow Access?' page contains the following elements:

- Allow Access?** header.
- Text: Allowing Walk Now for Autism Speaks access will let it pull your profile information, photos, your friends' info, and other content that it requires to work.
- Walk Now for Autism Speaks** logo and text: Add the Autism Speaks Facebook application to help your online fundraising efforts. No reviews.
- Allow** button (circled in red) and **Leave Application** link.




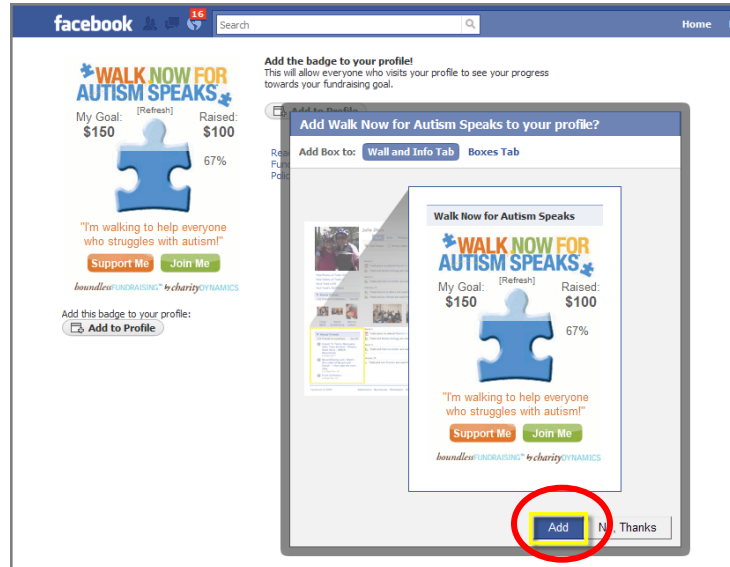
Step 4: Click Allow Publishing to allow posts to appear in your profile and friends' newsfeeds.

Step 5: Click Allow on Allow Constant Authorization page



Step 6: Click Add to Profile.

Step 7. Click Add when prompted.



Step 8. Click Keep to save the badge to your Profile. You have now successfully added the Boundless Fundraising badge to Facebook!

The Benefits of Adding the Walk Now for Autism Speaks application to Facebook

Now that you've added our *Walk Now for Autism Speaks* application to your Facebook, you'll have a fundraising thermometer on your Facebook page where your friends can check your **fundraising progress and donate to your efforts**. Your friends can click a link from the thermometer to make a donation towards your participation in *Walk Now for Autism Speaks*. It's that easy!

You can update your status on your profile frequently to let your network of friends know about your participation and fundraising progress, including thank you notes to donors, information about your training, and invitations to join your team.

As your fundraising total increases, we'll send Newsfeeds to your Facebook page with updates on your fundraising progress. You will also receive Notifications via Facebook as the event gets closer, with tips on how to make the most out of your fundraising efforts as well as any last-minute details regarding the event.